




# AVS-SplitUnit FHD



## Produktvarianten / Product variants

3050020

AVS-SplitUnit FHD

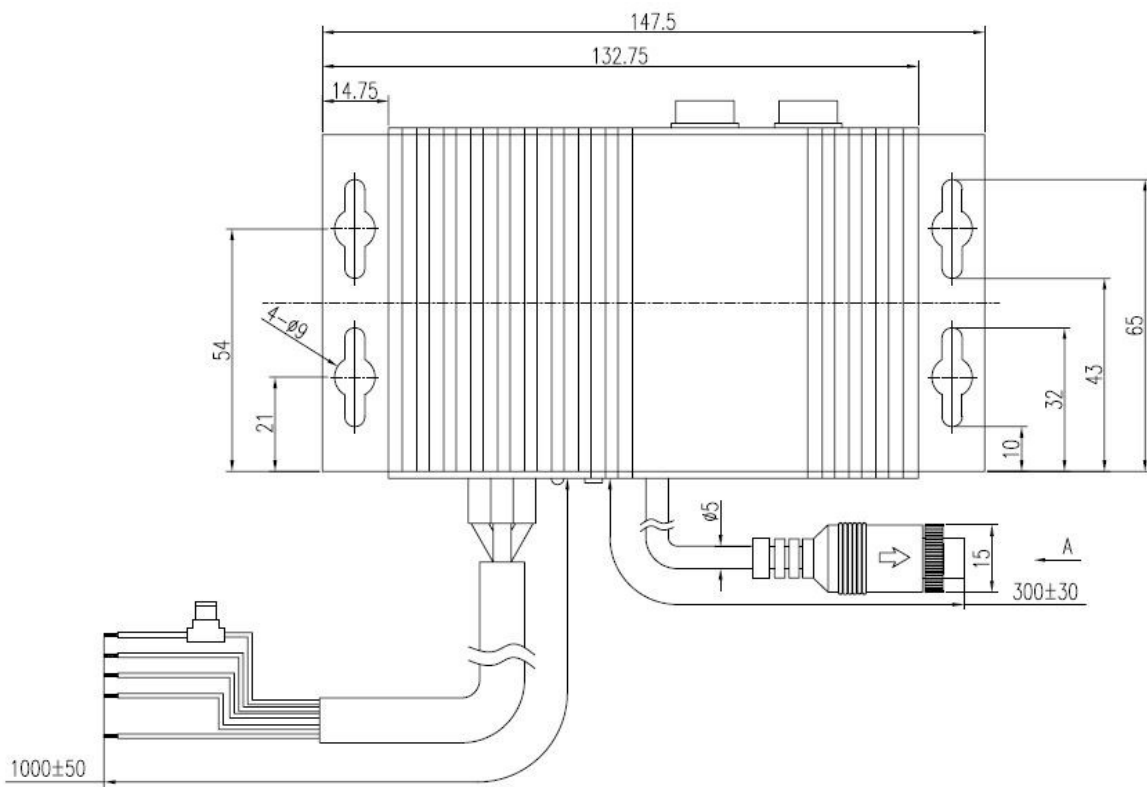
▪ Dual Ansicht

▪ Split View

## Key Facts

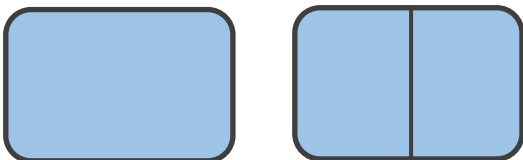
- Videoeingang 2x GX-12 aviation 4p - Stecker, IP67 (1080p/720p/CVBS)
- Videoausgänge 1x GX-12 aviation 4p - Buchse, IP67 (1x AHD, 1x CVBS)
- Betriebstemperaturbereich von  $-30^{\circ}\text{C}$  bis  $+70^{\circ}\text{C}$
- Spannungsversorgung 10-32V DC
- Stromverbrauch max 14W
- Schutzklasse IP30
- Video input 2x GX-12 aviation 4p - Male, IP67 (1080p/720p/CVBS)
- Video output 1x GX-12 aviation 4p - Female, IP67 (1x AHD, 1x CVBS)
- Operation temperature  $-30^{\circ}\text{C}$  up to  $+70^{\circ}\text{C}$
- Power supply 10-32V DC
- Power consumption max 14W
- Protection class IP30

## Maße / Dimension



## Mögliche Bildansichten / Possible Picture view

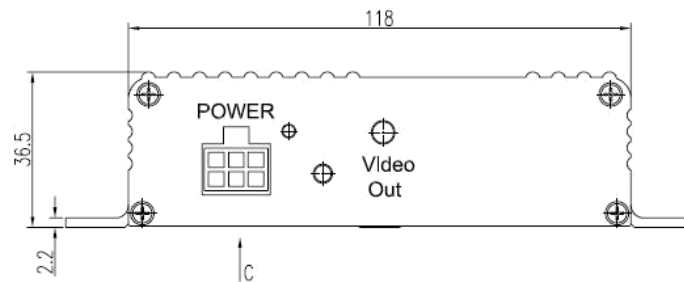
Die Kamerabilder können via Triggerleitungen gesteuert werden.  
The camera images can be changed via Trigger wire.



## Sicherheitshinweise / Safety Instructions

- Bei Fahrzeugen, bei denen Batterienegativ und Chassis unterschiedliches Potential aufweisen, sind die Komponenten isoliert gegen Fahrzeugchassis zu montieren.
- Wir empfehlen unser Set Art.-Nr.: 3310066, das als Zubehör erhältlich ist.
- For vehicles where the battery negative and chassis have different potentials, the components must be mounted isolated from the vehicle chassis.
- We recommend our set part no.: 3310066, which is available as an accessory.

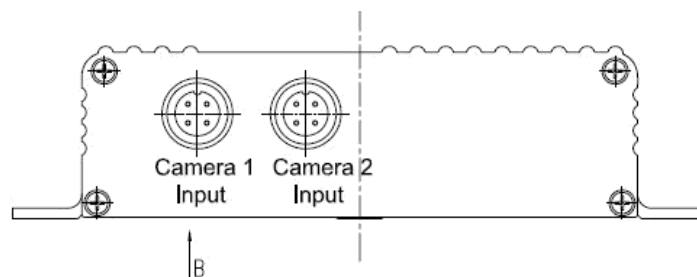
## Stromversorgung / Power supply



VIEW C

PIN#	WIRE COLOR	DESCRIPTION
1		NA
2	BLACK	GND
3	RED	12-32V
4	WHITE	LEFT TRIG.
5	BLUE	RIGHT TRIG.
6	BROWN	SPLIT TRIG.

## Kameraeingang / Camera input



VIEW B

PIN#	WIRE COLOR	DESCRIPTION
1	RED	12V
2	BLACK	GND
3	WHITE	AUDIO
4	YELLOW	VIDEO

## Monitorausgang / Monitor output



PIN#	WIRE COLOR	DESCRIPTION
1	RED	12V
2	BLACK	GND
3	WHITE	AUDIO
4	YELLOW	VIDEO

## Lieferumfang / Scope of Delivery

- |                       |                |
|-----------------------|----------------|
| ▪ Steuereinheit       | ▪ Control unit |
| ▪ Triggerkabel        | ▪ Trigger wire |
| ▪ Cinchkabel          | ▪ Cinch cable  |
| ▪ Stromkabel          | ▪ Power cable  |
| ▪ Bedienungsanleitung | ▪ Manual       |

